

KENT PRECISION SURFACE GRINDERS

SADDLE & COLUMN TRAVELING SERIES



KENT INTERNATIONAL USA, INC.





AHD 3-AXES AUTOMATIC MODEL S MANUAL MODEL




KGS-616S



KGS-618S



KGS-250AHD



KGS-1020AHD



KGS-63AHD



KGS-84AHD




FEATURES


1. Well designed cast iron structure provides excellent dampening.
2. The ball bearing slide ways ensure smooth and easy operation.*
3. Hand-scraped Turcite ways guarantee long lasting performance.**
4. Automatic lubrication pump for guide ways and leadscrews.(1020AHD, 63AHD, 84AHD).
5. Automatic down-feed gearbox for accurate down-feed increments (AHD models).
6. Low voltage safety control panel with a separate electric cabinet.
7. Cartridge type spindle with high precision, preloaded angular contact ball bearings.
8. Separate hydraulic tank prevents heat and vibration from being transferred to the machine (AHD models).



1




2




3



4



5



6



7



8

* For KGS-616 / 250AHD only

** For KGS- 1020 / 63 / 84AHD only

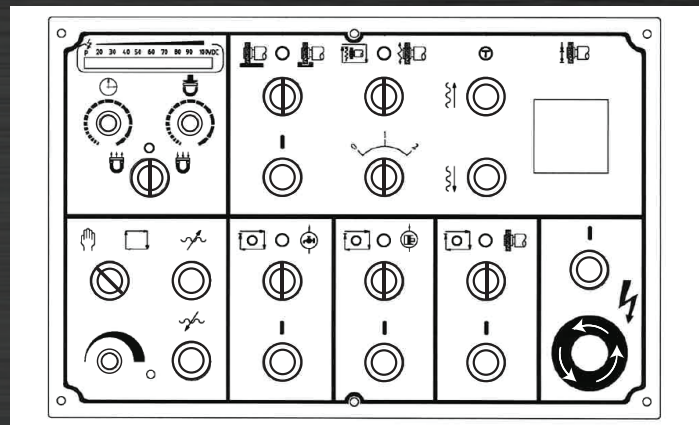
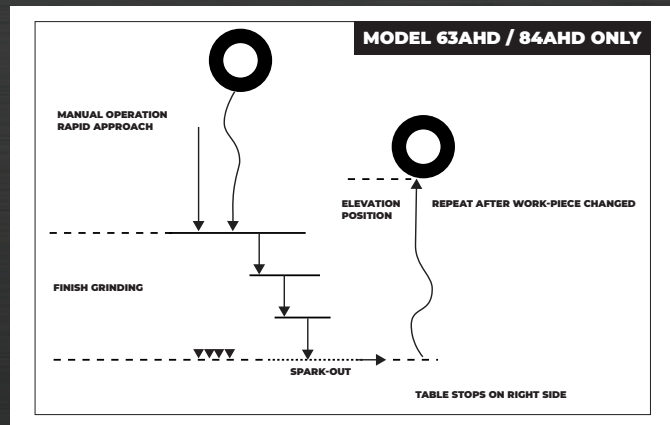
DESCRIPTIONS

1. Compound table design with column fixed to the bed provides versatile operation. All cast iron components are well designed and heavily ribbed for the best rigidity and dampening capacity.
2. 616 and 250AHD feature ball bearing table and D-2 slide ways that are hardened and precision ground to ensure smooth and easy operation.
3. All models other than the 616/250 have Turcite-B lining for both the cross-feed double "V" guide-ways and the table V and Flat ways. They are also hand-scraped, with sufficient lubrication to guarantee easy maintenance and long lasting performance.
4. High precision Class 7 angular contact ball bearings are used on the cartridge spindle, integrated with a dynamically balanced shaft, sealed and lubricated for life. All the spindles are assembled at Kent by skilled and experienced technicians in temperature-controlled clean room. The result is a spindle that will provide years of trouble-free service with minimum temperature change, noise or vibrations.
5. The automatic down-feed gearbox is designed to achieve fine and accurate down-feed increments and avoid worn out parts.



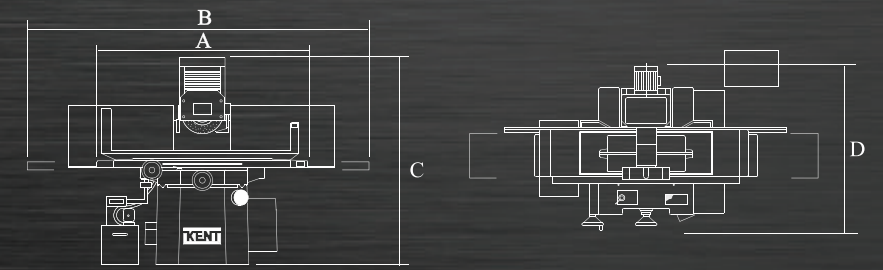
AHD 3-AXES AUTOMATIC MODEL S MANUAL MODEL

AUTOMATIC GRINDING CYCLE




PRINCIPAL DIMENSIONS


MODEL	A	B	C	D
616S	46"	64"	68"	48"
618S	57"	76"	79"	48"
250AHD	60"	81"	70"	57"
1020AHD	69"	94"	70"	71"
63AHD	89"	102"	72"	98"
84AHD	116"	141"	74"	108"



STANDARD EQUIPMENT




Micro 0.00005" down-feed and cross-feed devices, for 616 model.



Automatic plunge and surface grinding modes, AHD models.



Full-length rear splash guard (AHD models).



Over-head wheel dresser (250AHD, 1020AHD and 63AHD).



Hydraulic over-head wheel dresser (84AHD).



Standard tools.

Name-brand electro-magnetic chuck (AHD models).
"Kent" chuck control (AHD models).
Magnetic separator & coolant system (AHD models).

Halogen work light.
Grinding wheel, flange and extractor.
Operation manual with parts list.

	SPECIFICATION	UNIT	616S	618S	250AHD	1020AHD	63AHD	84AHD
CAPACITY	OVERALL WORKING AREA	INCH	16X6	18X6	18X8	20X10	24X12	32X16
	LONGITUDINAL TABLE TRAVEL	INCH	16 15/16	18 5/8	21 1/4	23 1/4	28	36 1/4
	CROSSFEED SADDLE TRAVEL	INCH	7 7/8	7 1/4	10 1/2	10 7/8	13 3/8	17 3/4
	DISTANCE SPINDLE CENTER TO TABLE	INCH	17 5/16	14 15/16	18 11/16	19 1/4	24	23 5/8
	TABLE LOAD INCLUDING MAGNETIC CHUCK	LBS	220	265	220	660	1000	1540
TABLE	T-SLOT	INCH X N	1/2X1	1/2X1	1/2X1	1/2X1	1/2X1	1/2X1
	LONGITUDINAL TABLE SPEED	FT/MIN	N/A	N/A	15-85	15-85	15-85	15-85
	CROSSFEED ON HANDWHEEL 1 GRA.	INCH	0.001	0.0005	0.001	0.001	0.001	0.001
	CROSSFEED ON HANDWHEEL 1 REV.	INCH	0.2	0.2	0.2	0.2	0.2	0.2
	AUTO CROSSFEED PER STROKE	INCH	N/A	N/A	0.004-0.475	0.004-0.475	0.004-0.5	0.004-0.5
	POWER CROSSFEED	INCH/MIN	N/A	N/A	38 1/2	38 1/2	47 1/4	47 1/4
VERTICAL MOVEMENT	MANUAL MICRO FEED (PER GRA.)	INCH	0.00005	N/A	N/A	N/A	N/A	N/A
	WHEEL DIMENSION	INCH	7X1/2X1 1/4	7X1/2X1 1/4	7X1/2X1 1/4	7X1X1 1/4	14X1 1/2X5	14X1 1/2X5
	SPINDLE SPEED	RPM	3480	3360	3480	3480	1740	1740
	VERTICAL ON HANDWHEEL 1 GRA.	INCH	0.001	0.0002	0.0005	0.0005	0.00005	0.00005
VERTICAL ON HANDWHEEL 1 REV.	INCH	0.1	0.05	0.1	0.1	0.025	0.025	
AUTO DOWNFEED INCREMENT	INCH	N/A	N/A	0.0001-0.001	0.0001-0.001	0.00025-0.0012	0.00025-0.00125	
RAPID ELEVATING	INCH/MIN	N/A	N/A	N/A	N/A	6 1/4	6 1/4	
MANUAL MICRO FEED (PER GRA.)	INCH	0.00005	N/A	N/A	N/A	N/A	N/A	
MOTOR	SPINDLE MOTOR	HP X P	2X2	2X2	2X2	3X2	7.5X4	7.5X4
	ELEVATION MOTOR	WATT	N/A	N/A	N/A	N/A	80	80
	HYDRAULIC MOTOR	HP X P	N/A	N/A	1X4	2X4	2X6	3X6
	COOLANT MOTOR	HP	1/8	1/8	1/8	1/8	0.4	0.4
CROSSFEED MOTOR	WATT	N/A	N/A	40	40	40	80	
DIMENSION & WEIGHT	MACHINE HEIGHT	INCH	68	79	70	70	72	74
	FLOOR SPACE	INCH	64X48	71X48	81X57	94X71	102X98	141X108
	NET WEIGHT	LBS	1380	1550	2860	3150	4100	6160
	PACKING DIMENSION	INCH	60X46X77	72X53X79	88X66X83	88X66X83	90X82X87	108X89X91
	GROSS WEIGHT	LBS	1650	1880	3300	3590	4600	6760

KENT | ADDITIONAL INFORMATION HISTORY & OTHER PRODUCTS

OUR HISTORY



KENT Industrial Co., Ltd. was built in 1966 in Taiwan. Today, our company covers over 2 million square feet (190,000 square meters) and includes 300 staff members. Our main products are: surface grinders, CNC surface grinders, cylindrical grinders, rotary grinders, double column surface grinders, and double column machining centers.

KENT America office was opened in California, United States in 1979. Now, KENT International USA, Inc. is serving our customers in North and South America with excellent products and service.

For additional information please visit our website www.kentgrinder.com



HEADQUARTERS
Located in Taiwan



DOU LIU FACTORY
Located in Taiwan



**KENT INTERNATIONAL
USA INC.**

WHY KENT?




**"KENT" INCLUDES KENT
INDUSTRIAL CO. LTD. IN TAIWAN
& KENT INTERNATIONAL USA, INC.**

**KENT USA BASED IN
TUSTIN, CALIFORNIA**

We are not a trader but a true manufacturer. "KENT" includes Kent Industrial Co. Ltd in Taiwan and Kent International USA, Inc.

KENT USA or KENT Industrial USA, Inc based in Tustin is a trader and doesn't carry "KENT" products.

OTHER PRODUCTS



**KGS SURFACE GRINDER /
PROGRAMMABLE
DOWNFEED (CROSSFEED)**



**KGP DOUBLE COLUMN
SURFACE GRINDER**



**KMV DOUBLE COLUMN
MACHINING CENTER**



**KGC UNIVERSAL
CYLINDRICAL GRINDER**



**KGR ROTARY TABLE
SURFACE GRINDER**